



Three quarters of BC residents want to balance creating jobs and conserving nature.

British Columbia Survey | Summary | Confidential | Draft
Conducted by Nanos for Yellowstone to Yukon, November 2021
Submission 2021-1964B



Key Findings



JOBS VS. CONSERVING NATURE

Nearly three quarters of residents of British Columbia (74%) say creating jobs and conserving nature, should be done in balance, while over one in ten say Conserving nature should be the main focus (15%), and one in ten say economic development should be the main focus (10%).



DIRECTION OF BRITISH COLUMBIA

BC residents are nearly twice as likely to say British Columbia is heading in the right direction (51%) rather than the wrong direction (27%).



BUILDING OVER/UNDERPASSES

Over eight in ten BC residents (84%) say that in important wildlife areas, the British Columbia government should build wildlife overpasses or underpasses on roads, with less than one in ten who do not support this (nine per cent).



Key Findings



BIG IMPORTANT GOALS

Seven in ten residents of British Columbia (70%) say they would be more likely to support a provincial government if it set out a big and important nature conservation goal like protecting and conserving 30 per cent of British Columbia’s lands and waters by 2030, while one in five (20%) do not support this.



WORKING WITH FIRST NATIONS

Three in four BC residents (75%) say they would be more likely to support a provincial government in British Columbia if it worked with First Nations and local communities to create at least one major new provincial park or protected wilderness during its current term, while under two in ten (13%) don’t support this.



CARIBOU HABITAT

Just under eight in ten BC residents (78%) say they would be more likely to support a provincial government in British Columbia if it worked with First Nations and local communities to protect the remaining mountain Caribou habitat, while under one in ten (eight per cent) do not support this.



Key Findings – By voting profile



VOTES FOR BC NDP

BC residents who say they would vote for the BC NDPs under John Horgan were most likely to say that BC is heading in the right direction (81%), and a majority of them say that we don't need to choose between jobs and conserving nature, we need to do both in balance (79%). They showed high support for many nature conservation initiatives, especially building over/underpasses (91%), and working with First Nations and local communities to protect the Caribou habitat (89%),



VOTES FOR BC LIBERALS

BC residents who say they would vote for the BC Liberals are more likely to say BC is heading in the wrong direction (46%) than the right direction (30%). About three in four (74%) say that we don't need to choose between jobs and conserving nature, we need to do both in balance, and one in five (20%) say BC should focus on economic development. About one in four each believe that other priorities are more important than fighting climate change (29%) or they are not persuaded protecting nature helps fight climate change (24%). They are more likely than voters for other parties to say they don't support new forestry developments restrictions (37%).



VOTES FOR BC GREENS

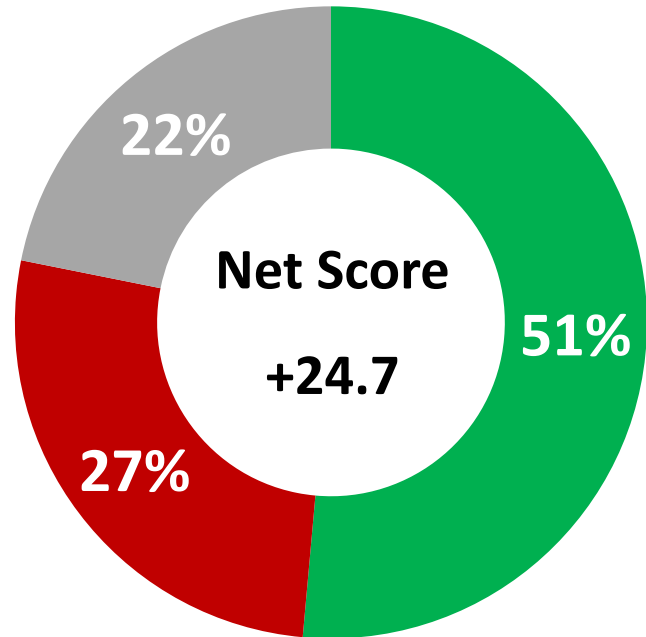
Like BC residents who vote for the BC Liberals, those who vote for the BC Greens are more likely to say BC is heading in the wrong direction (41%) than the right direction (31%). They are also more likely to support a provincial government if it focused more on conserving nature (61%) than if it balanced job creation and protecting nature (39%). Overall, they show strong support for many nature conservation initiatives, especially the protection of Caribou habitat (93%).



Direction BC is heading

Q

Generally speaking, would you say British Columbia as a province is currently heading in the right or the wrong direction?



■ Right direction
 ■ Wrong direction
 ■ Unsure

Right direction

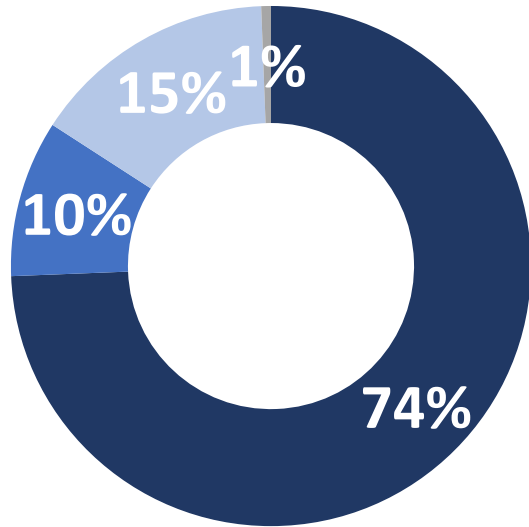
	Lower Mainland (n=439)	Rest of BC (n=361)	18 to 34 (n=131)	35 to 54 (n=251)	55 plus (n=418)
	52.2%	50.1%	47.7%	50.7%	54.5%
	Men (n=432)	Women (n=368)	Votes BC NDP (n=361)	Votes BC Liberals (n=236)	Votes BC Greens (n=97)
	51.5%	51.3%	80.6%	30.1%	31.0%

*Weighted to the true population proportion.

*Charts may not add up to 100 due to rounding.

*The net score is the difference between all positive and negative numbers in a question.

Balance between creating jobs and conserving nature



- We don't need to choose between creating jobs and conserving nature. We need to do both in balance
- Economic development and job creation should be British Columbia's main focus
- Conserving our environment should be British Columbia's main focus
- Unsure

Q

Of the following three statements, which one do you agree with most: [RANDOMIZE]

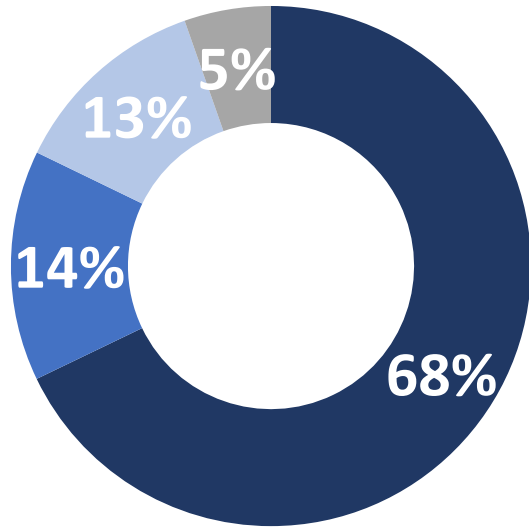
	Lower Mainland (n=437)	Rest of BC (n=354)	18 to 34 (n=131)	35 to 54 (n=247)	55 plus (n=413)
Do both in balance	73.7%	75.6%	67.3%	77.5%	76.5%
	Men (n=427)	Women (n=364)	Votes BC NDP (n=354)	Votes BC Liberals (n=234)	Votes BC Greens (n=97)
	75.6%	73.2%	78.5%	73.8%	62.7%

*Weighted to the true population proportion.
 *Charts may not add up to 100 due to rounding.

Source: Nanos Research, online random survey, October 13th to 25th, 2021, n=791, accurate 3.5 percentage points plus or minus, 19 times out of 20.



Protecting nature to fight climate change



- Protecting more of our nature and wilderness is one of the best ways Canada can contribute to fighting climate change
- I'm not persuaded that protecting nature and wilderness contributes to fighting climate change
- I believe other priorities are more important than fighting climate change
- Unsure

Source: Nanos Research, online random survey, October 13th to 25th, 2021, n=790, accurate 3.5 percentage points plus or minus, 19 times out of 20.



Which statement do you agree with most: [RANDOMIZE]

Protecting nature is one of the best ways to fight climate change

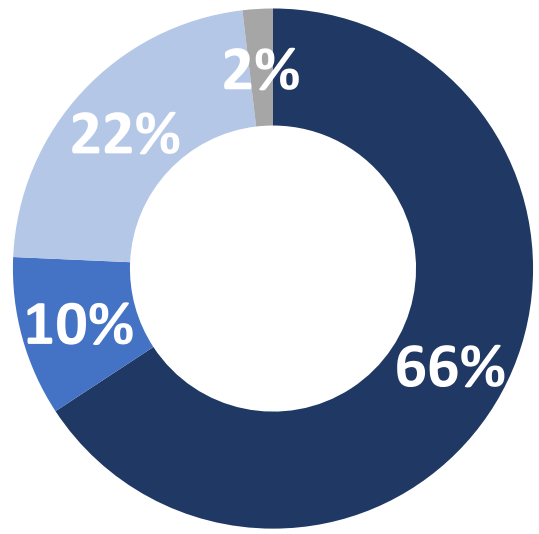
	Lower Mainland (n=435)	Rest of BC (n=355)	18 to 34 (n=130)	35 to 54 (n=250)	55 plus (n=410)
	67.3%	68.8%	74.0%	64.0%	67.0%
	Men (n=425)	Women (n=365)	Votes BC NDP (n=359)	Votes BC Liberals (n=230)	Votes BC Greens (n=97)
	62.5%	72.8%	82.8%	40.6%	89.5%

*Weighted to the true population proportion.
*Charts may not add up to 100 due to rounding.



Supporting BC government

Q Which statement do you agree with most: [RANDOMIZE]



- I'd be more likely to support a provincial government in British Columbia if it balanced its job creation projects with some important new nature conservation initiatives
- I'd be more likely to support a provincial government in British Columbia if it focused more on resource development as its first priority
- I'd be more likely to support a provincial government in British Columbia if it focused more on conserving nature as its first priority

Balanced job creation and nature conservation

	Lower Mainland (n=438)	Rest of BC (n=358)	18 to 34 (n=131)	35 to 54 (n=249)	55 plus (n=416)
	66.2%	65.0%	56.3%	70.2%	68.4%
	Men (n=430)	Women (n=366)	Votes BC NDP (n=360)	Votes BC Liberals (n=233)	Votes BC Greens (n=97)
	67.9%	63.8%	73.5%	66.2%	38.7%

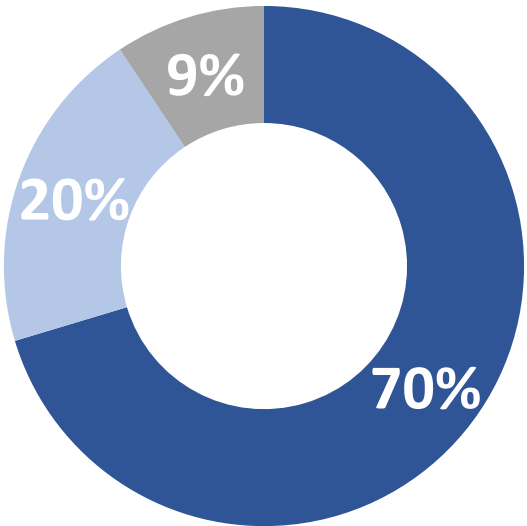
*Weighted to the true population proportion.
*Charts may not add up to 100 due to rounding.

Source: Nanos Research, online random survey, October 13th to 25th, 2021, n=796, accurate 3.5 percentage points plus or minus, 19 times out of 20.



Supporting BC government

Q Which statement do you agree with most: [RANDOMIZE]



- I'd be more likely to support a provincial government in British Columbia if it set out a big and important nature conservation goal, like this: we should protect and conserve 30 per cent of British Columbia's lands and waters by 2030, up from the current 15%
- I don't support setting big nature conservation goals like that because I feel that other priorities are more important
- Unsure

“ Seven in ten BC residents say they would be more likely to support a provincial government if it set out big and important nature conservation goals. While a majority of BC residents who say they would vote NDP (84%) or Green (94%) agree with this, Liberal voters are split on this issue (45% agree, and 45% say they don't support setting big important nature conservation goals because they feel other priorities are more important. ”

Source: Nanos Research, online random survey, October 13th to 25th, 2021, n=792, accurate 3.5 percentage points plus or minus, 19 times out of 20.



Supporting BC government – By demographics

Q

Which statement do you agree with most: [RANDOMIZE]

I'd be more likely to support a provincial government in British Columbia if it set out a big and important nature conservation goals

Lower Mainland (n=438)	Rest of BC (n=358)	18 to 34 (n=131)	35 to 54 (n=249)	55 plus (n=416)
71.1%	69.1%	80.2%	65.0%	68.3%
Men (n=430)	Women (n=366)	Votes BC NDP (n=357)	Votes BC Liberals (n=235)	Votes BC Greens (n=95)
61.9%	78.3%	83.8%	44.6%	93.6%

I don't support setting big nature conservation goals like that because I feel that other priorities are more important

Lower Mainland (n=436)	Rest of BC (n=358)	18 to 34 (n=131)	35 to 54 (n=249)	55 plus (n=416)
19.9%	21.0%	11.5%	24.7%	22.5%
Men (n=429)	Women (n=363)	Votes BC NDP (n=357)	Votes BC Liberals (n=235)	Votes BC Greens (n=95)
27.6%	13.5%	8.3%	45.4%	2.5%

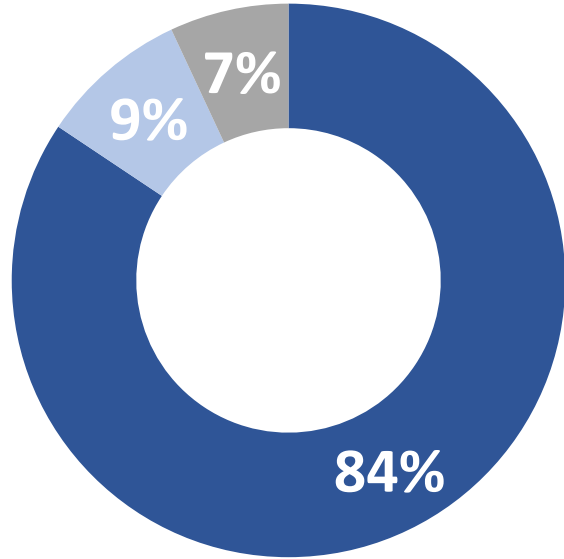
*Weighted to the true population proportion.

*Charts may not add up to 100 due to rounding.

Source: Nanos Research, online random survey, October 13th to 25th, 2021, n=792, accurate 3.5 percentage points plus or minus, 19 times out of 20.



Building overpasses and underpasses to protect drivers and animals



- In important wildlife areas, the British Columbia government should build wildlife overpasses or underpasses on roads, because this will greatly reduce dangerous wildlife-vehicle collisions by 80% or more; will pay for itself within 10 to 20 years; and allow people and animals to move more safely
- I don't support spending public funds to build highway overpasses for wildlife because I feel other priorities are more important
- Unsure



Which statement do you agree with most: [RANDOMIZE]

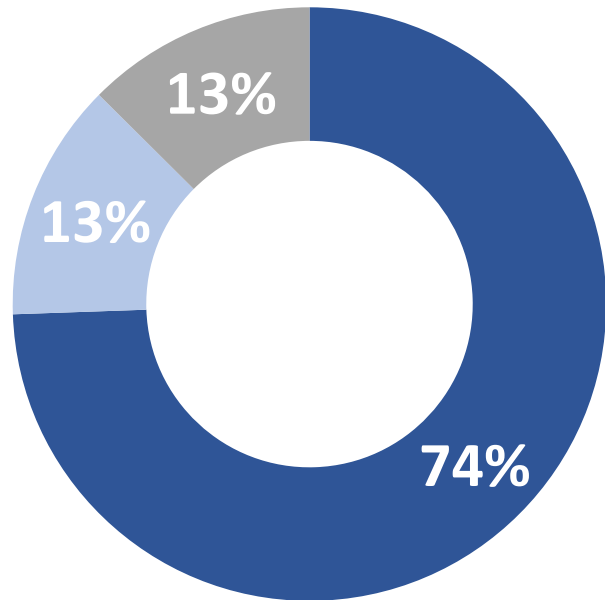
Build wildlife overpasses/underpasses	Lower Mainland (n=435)	Rest of BC (n=358)	18 to 34 (n=131)	35 to 54 (n=249)	55 plus (n=413)
		84.1%	84.9%	85.4%	83.4%
	Men (n=428)	Women (n=365)	Votes BC NDP (n=359)	Votes BC Liberals (n=231)	Votes BC Greens (n=97)
	82.3%	86.3%	90.7%	74.7%	95.3%

*Weighted to the true population proportion.
 *Charts may not add up to 100 due to rounding.

Source: Nanos Research, online random survey, October 13th to 25th, 2021, n=793, accurate 3.5 percentage points plus or minus, 19 times out of 20.



Support for provincial government working with First Nations



- I'd be more likely to support a provincial government in British Columbia if it worked with First Nations and local communities to create at least one major new provincial park or protected wilderness during its current term
- I don't support creating a new provincial park or protected wilderness because resource development is more important
- Unsure

Source: Nanos Research, online random survey, October 13th to 25th, 2021, n=794, accurate 3.5 percentage points plus or minus, 19 times out of 20.



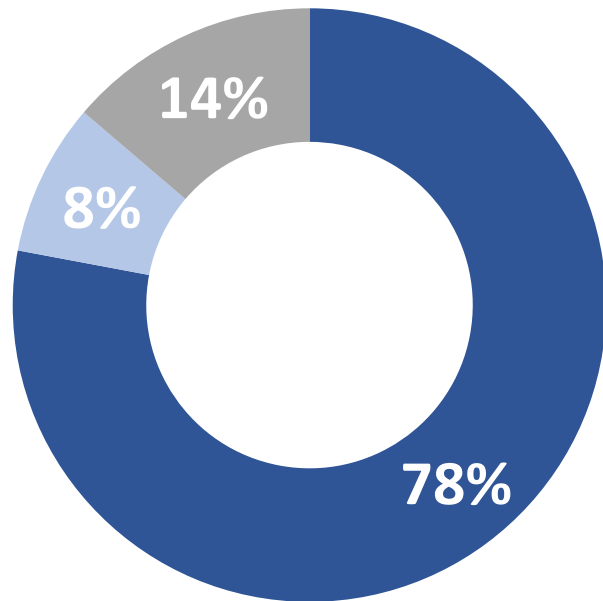
Which statement do you agree with most: [RANDOMIZE]

Working with First Nations	Lower Mainland (n=435)	Rest of BC (n=359)	18 to 34 (n=130)	35 to 54 (n=251)	55 plus (n=413)
		73.8%	75.5%	80.8%	69.1%
Working with First Nations	Men (n=428)	Women (n=366)	Votes BC NDP (n=357)	Votes BC Liberals (n=235)	Votes BC Greens (n=96)
	67.6%	80.8%	86.4%	55.0%	87.8%

*Weighted to the true population proportion.
 *Charts may not add up to 100 due to rounding.



Support for provincial government that protected Caribou habitat



- I'd be more likely to support a provincial government in British Columbia if it worked with First Nations and local communities to protect the remaining mountain Caribou habitat in this province
- I don't support protecting Caribou habitat because resource development is more important
- Unsure

Source: Nanos Research, online random survey, October 13th to 25th, 2021, n=789, accurate 3.5 percentage points plus or minus, 19 times out of 20.

Q

Which statement do you agree with most: [RANDOMIZE]

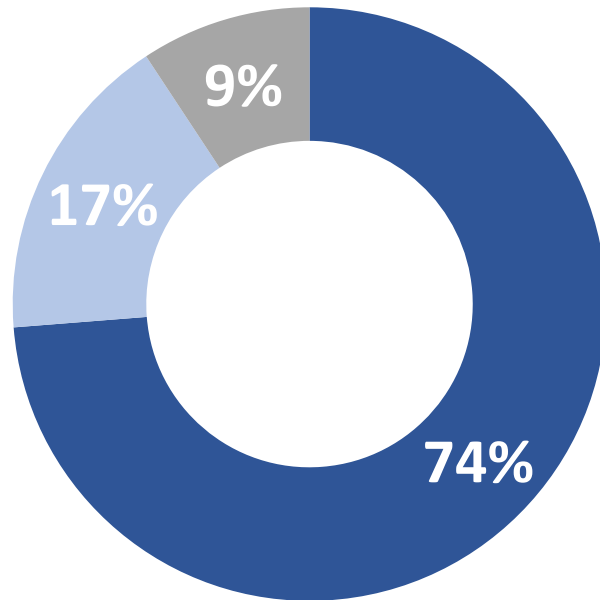
Protect the remaining Caribou habitat	Lower Mainland (n=432)	Rest of BC (n=357)	18 to 34 (n=130)	35 to 54 (n=249)	55 plus (n=410)
		78.3%	77.4%	83.6%	75.5%
Protect the remaining Caribou habitat	Men (n=426)	Women (n=363)	Votes BC NDP (n=356)	Votes BC Liberals (n=235)	Votes BC Greens (n=96)
	72.7%	82.9%	89.0%	58.8%	92.6%

*Weighted to the true population proportion.

*Charts may not add up to 100 due to rounding.

Support for protection of old growth forest

Q Which statement do you agree with most: [RANDOMIZE]



- I'd be more likely to support a provincial government in British Columbia if it worked with First Nations and local communities to protect more of British Columbia's surviving old growth forest
- I don't support new restrictions of forestry development because resource development is more important
- Unsure

“

Three in four BC residents say they would be more likely to support a provincial government if it worked with First Nations and local communities to protect more of BC's surviving old growth forest. About nine in ten BC residents who say they would vote NDP (88%) or Green (92%) agree with this, about four in ten Liberal voters are 45% agree with this statement, and over one in three (37%) say they don't support new restrictions of forestry because resource development is more important.

”

Supporting BC government – By demographics

Q

Which statement do you agree with most: [RANDOMIZE]

I'd be more likely to support a provincial government in British Columbia if it worked with First Nations and local communities to protect more of British Columbia's surviving old growth forest

Lower Mainland (n=436)	Rest of BC (n=357)	18 to 34 (n=130)	35 to 54 (n=250)	55 plus (n=413)
73.7%	73.8%	83.5%	67.9%	72.2%
Men (n=432)	Women (n=361)	Votes BC NDP (n=359)	Votes BC Liberals (n=234)	Votes BC Greens (n=95)
67.0%	80.2%	88.4%	45.8%	92.3%

I don't support new restrictions of forestry development because resource development is more important

Lower Mainland (n=436)	Rest of BC (n=357)	18 to 34 (n=130)	35 to 54 (n=250)	55 plus (n=413)
16.6%	17.5%	11.4%	19.5%	18.5%
Men (n=432)	Women (n=361)	Votes BC NDP (n=359)	Votes BC Liberals (n=234)	Votes BC Greens (n=95)
23.9%	10.4%	6.9%	37.2%	2.4%

*Weighted to the true population proportion.

*Charts may not add up to 100 due to rounding.

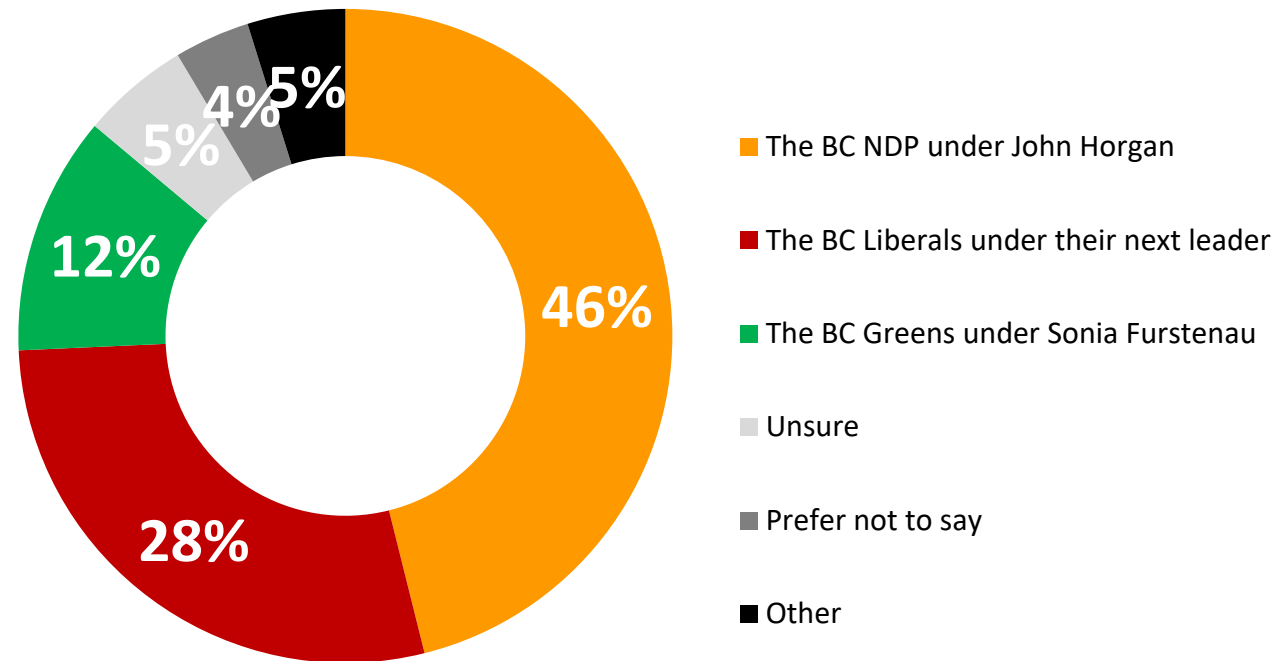
Source: Nanos Research, online random survey, October 13th to 25th, 2021, n=793, accurate 3.5 percentage points plus or minus, 19 times out of 20.



Voting profile for BC elections

Q

If there was a provincial election in British Columbia today, which party are you most likely to vote for?



*Weighted to the true population proportion.

*Charts may not add up to 100 due to rounding.

*The net score is the difference between all positive and negative numbers in a question.

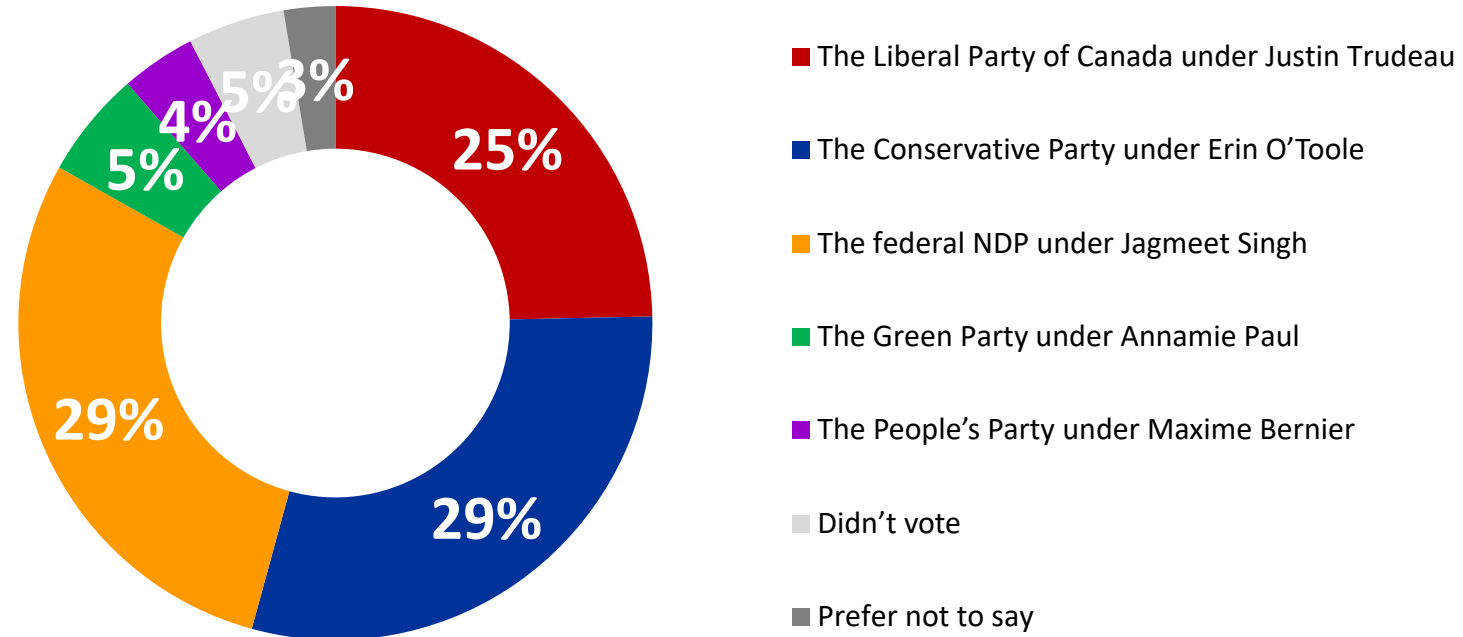
Source: Nanos Research, online random survey, October 13th to 25th, 2021, n=799, accurate 3.5 percentage points plus or minus, 19 times out of 20.



Voting profile for federal elections

Q

And which political party did you just vote for in the federal election held on September 20th?



*Weighted to the true population proportion.

*Charts may not add up to 100 due to rounding.

*The net score is the difference between all positive and negative numbers in a question.

Source: Nanos Research, online random survey, October 13th to 25th, 2021, n=794, accurate 3.5 percentage points plus or minus, 19 times out of 20.



METHODOLOGY

Nanos an online random survey of 800 BC residents, 18 years of age or older, between October 15th and 23rd, 2021. The results were statistically checked and weighted by age and gender using the latest Census information and the sample is geographically stratified to be representative of British Columbia.

The margin of error for a random survey of 800 BC residents is ± 3.5 percentage points, 19 times out of 20.

The research was commissioned by Yellowstone to Yukon Conservation Initiative and was conducted by Nanos Research.

Note: Charts may not add up to 100 due to rounding.



Element	Description	Element	Description
Research sponsor	Yellowstone to Yukon Conservation Initiative	Weighting of Data	The results were weighted by age and gender using the latest Census information (2016) and the sample is geographically stratified to ensure a distribution across all regions of British Columbia. See tables for full weighting disclosure
Population and Final Sample Size	800 Randomly selected individuals.	Screening	Screening ensured potential respondents did not work in the market research industry, in the advertising industry, in the media or a political party prior to administering the survey to ensure the integrity of the data.
Source of Sample	Nanos Panel	Excluded Demographics	Individuals younger than 18 years old; individuals without land or cell lines, and individuals without internet access could not participate.
Type of Sample	Probability	Stratification	By age and gender using the latest Census information (2016) and the sample is geographically stratified to be representative of British Columbia.
Margin of Error	±3.5 percentage points, 19 times out of 20.	Estimated Response Rate	16 percent, consistent with industry norms.
Mode of Survey	Online survey	Question Order	Question order in the preceding report reflects the order in which they appeared in the original questionnaire.
Sampling Method Base	The sample included both land- and cell-lines RDD (Random Digit Dialed) across Canada.	Question Content	All questions asked are included in this report.
Demographics (Captured)	British Columbia; Men and Women; 18 years and older. Six digit postal code was used to validate geography.	Question Wording	The questions in the preceding report are written exactly as they were asked to individuals.
Fieldwork/Validation	Individuals were recruited using live interviews with live supervision to validate work, the research questions were administered online	Research/Data Collection Supplier	Nanos Research
Number of Calls	Maximum of five call backs to those recruited.	Contact	Contact Nanos Research for more information or with any concerns or questions. http://www.nanos.co Telephone:(613) 234-4666 ext. 237 Email: info@nanosresearch.com.
Time of Calls	Individuals recruited were called between 12-5:30 pm and 6:30-9:30pm local time for the respondent.		
Field Dates	October 13 th to 25 th , 2021, 2020.		
Language of Survey	The survey was conducted in English.		
Standards	Nanos Research is a member of the Canadian Research Insights Council (CRIC) and confirms that this research fully complies with all CRIC Standards including the CRIC Public Opinion Research Standards and Disclosure Requirements. https://canadianresearchinsightscouncil.ca/standards/		



nanos dimap analytika



NANOS RUTHERFORD MCKAY & Co.

As one of North America's premier market and public opinion research firms, we put strategic intelligence into the hands of decision makers. The majority of our work is for private sector and public facing organizations and ranges from market studies, managing reputation through to leveraging data intelligence. Nanos Research offers a vertically integrated full service quantitative and qualitative research practice to attain the highest standards and the greatest control over the research process. www.nanos.co

This international joint venture between [dimap](http://www.dimap.com) and [Nanos](http://www.nanos.co) brings together top research and data experts from North American and Europe to deliver exceptional data intelligence to clients. The team offers data intelligence services ranging from demographic and sentiment microtargeting; consumer sentiment identification and decision conversion; and, data analytics and profiling for consumer persuasion. www.nanosdimap.com

NRM is an affiliate of Nanos Research and Rutherford McKay Associates. Our service offerings are based on decades of professional experience and extensive research and include public acceptance and engagement, communications audits, and narrative development. www.nrmpublicaffairs.com

ABOUT NANOS

TABULATIONS





2021-1964B – Yellowstone to Yukon – British Columbia – STAT SHEET

			Region			Gender		Age		
			British Columbia 2021-10	Lower Mainland	Rest of Province	Male	Female	18 to 34	35 to 54	55 plus
Question – Generally speaking, would you say British Columbia as a province is currently heading in the right or the wrong direction?	Total	Unwgt N	800	439	361	432	368	131	251	418
		Wgt N	800	506	294	387	413	212	266	322
	Right direction	%	51.4	52.2	50.1	51.5	51.3	47.7	50.7	54.5
	Wrong direction	%	26.7	25.9	28.1	31.6	22.2	28.7	27.6	24.7
	Unsure	%	21.8	21.9	21.8	16.9	26.5	23.6	21.6	20.9

			Region			Gender		Age		
			British Columbia 2021-10	Lower Mainland	Rest of Province	Male	Female	18 to 34	35 to 54	55 plus
Question – If there was a provincial election in British Columbia today, which party are you most likely to vote for?	Total	Unwgt N	799	439	360	432	367	131	250	418
		Wgt N	799	506	293	387	412	212	265	322
	The BC NDP under John Horgan	%	46.1	49.0	41.1	41.7	50.2	44.8	46.9	46.3
	The BC Liberals under their next leader	%	28.2	29.5	25.9	36.3	20.6	23.2	29.3	30.6
	The BC Greens under Sonia Furstenu	%	11.8	7.9	18.5	8.8	14.6	14.2	10.5	11.2
	Unsure	%	5.3	5.4	5.3	4.6	6.0	6.1	4.2	5.8
	Prefer not to say	%	3.7	3.9	3.5	2.9	4.5	5.6	3.8	2.5
	Other	%	4.8	4.3	5.8	5.7	4.0	6.1	5.3	3.6

			Region			Gender		Age		
			British Columbia 2021-10	Lower Mainland	Rest of Province	Male	Female	18 to 34	35 to 54	55 plus
Question - [ONLY ASK IF UNSURE] Is there a party you are leaning towards?	Total	Unwgt N	757	415	342	413	344	123	239	395
		Wgt N	757	479	278	369	388	199	254	303
	The BC NDP under John Horgan	%	48.7	51.8	43.4	43.7	53.4	47.7	48.9	49.2
	The BC Liberals under their next leader	%	29.8	31.2	27.3	38.0	21.9	24.7	30.6	32.4
	The BC Greens under Sonia Furstenu	%	12.5	8.4	19.5	9.2	15.5	15.2	11.0	11.9
	Prefer not to say	%	3.9	4.1	3.7	3.0	4.8	6.0	3.9	2.6
	Other	%	5.1	4.5	6.1	6.0	4.3	6.5	5.5	3.9

Nanos conducted an online random survey of 800 residents of British Columbia, 18 years of age or older, between October 13th and 25th, 2021. The margin of error this survey is ±3.5 percentage points, 19 times out of 20.

www.nanos.co



2021-1964B – Yellowstone to Yukon – British Columbia – STAT SHEET

			Region			Gender		Age		
			British Columbia 2021-10	Lower Mainland	Rest of Province	Male	Female	18 to 34	35 to 54	55 plus
Question - And which political party did you just vote for in the federal election held on September 20 th ?	Total	Unwgt N	794	435	359	429	365	130	251	413
		Wgt N	794	502	293	384	410	210	266	318
	The Liberal Party of Canada under Justin Trudeau	%	24.7	27.0	20.7	22.6	26.6	17.8	22.4	31.1
	The Conservative Party under Erin O'Toole	%	29.6	31.2	26.8	36.7	22.9	26.1	31.0	30.7
	The federal NDP under Jagmeet Singh	%	28.9	26.8	32.6	23.6	33.9	34.4	28.2	25.9
	The Green Party under Annamie Paul	%	5.5	2.8	10.1	5.2	5.7	5.8	6.2	4.6
	The People's Party under Maxime Bernier	%	3.8	3.6	4.1	5.6	2.1	3.9	5.1	2.7
	Didn't vote	%	4.9	5.7	3.6	3.7	6.1	10.1	3.4	2.8
	Prefer not to say	%	2.6	2.9	2.1	2.5	2.8	1.8	3.6	2.3

We're now going to ask you some questions about jobs and nature conservation within the context of the commitment by Canada, the U.S. and over 60 other countries to protect and conserve at least 30% of the Earth's land, seas and freshwater ecosystems by 2030.

			Region			Gender		Age		
			British Columbia 2021-10	Lower Mainland	Rest of Province	Male	Female	18 to 34	35 to 54	55 plus
Question - Of the following three statements, which one do you agree with most: [RANDOMIZE]	Total	Unwgt N	791	437	354	427	364	131	247	413
		Wgt N	793	504	289	383	410	212	263	318
	We don't need to choose between creating jobs and conserving nature. We need to do both in balance	%	74.4	73.7	75.6	75.6	73.2	67.3	77.5	76.5
	Economic development and job creation should be British Columbia's main focus	%	9.7	11.1	7.3	11.5	8.1	10.8	8.6	10.0
	Conserving our environment should be British Columbia's main focus	%	15.3	14.2	17.1	12.1	18.3	21.2	13.3	13.0
	Unsure	%	0.6	0.9	0.0	0.8	0.4	0.8	0.6	0.5

Nanos conducted an online random survey of 800 residents of British Columbia, 18 years of age or older, between October 13th and 25th, 2021. The margin of error this survey is ±3.5 percentage points, 19 times out of 20.



2021-1964B – Yellowstone to Yukon – British Columbia – STAT SHEET

			Region			Gender		Age		
			British Columbia 2021-10	Lower Mainland	Rest of Province	Male	Female	18 to 34	35 to 54	55 plus
Question - Which statement do you agree with most: [RANDOMIZE]	Total	Unwgt N	790	435	355	425	365	130	250	410
		Wgt N	792	503	289	382	410	211	265	316
	Protecting more of our nature and wilderness is one of the best ways Canada can contribute to fighting climate change	%	67.9	67.3	68.8	62.5	72.8	74.0	64.0	67.0
	I'm not persuaded that protecting nature and wilderness contributes to fighting climate change	%	14.3	13.3	16.1	18.0	10.9	12.3	12.8	17.0
	I believe other priorities are more important than fighting climate change	%	12.4	14.6	8.7	16.0	9.1	11.0	15.9	10.4
	Unsure	%	5.4	4.8	6.4	3.5	7.2	2.7	7.2	5.6

			Region			Gender		Age		
			British Columbia 2021-10	Lower Mainland	Rest of Province	Male	Female	18 to 34	35 to 54	55 plus
Question - Which statement do you agree with most: [RANDOMIZE]	Total	Unwgt N	796	438	358	430	366	131	249	416
		Wgt N	797	505	292	385	411	212	264	320
	I'd be more likely to support a provincial government in British Columbia if it balanced its job creation projects with some important new nature conservation initiatives	%	65.8	66.2	65.0	67.9	63.8	56.3	70.2	68.4
	I'd be more likely to support a provincial government in British Columbia if it focused more on resource development as its first priority	%	9.9	10.6	8.9	13.1	7.0	6.9	11.9	10.3
	I'd be more likely to support a provincial government in British Columbia if it focused more on conserving nature as its first priority	%	22.4	21.2	24.6	17.3	27.2	34.3	16.2	19.7
	Unsure	%	1.9	2.0	1.6	1.7	2.0	2.4	1.7	1.7

Nanos conducted an online random survey of 800 residents of British Columbia, 18 years of age or older, between October 13th and 25th, 2021. The margin of error this survey is ±3.5 percentage points, 19 times out of 20.

www.nanos.co



2021-1964B – Yellowstone to Yukon – British Columbia – STAT SHEET

			Region			Gender		Age		
			British Columbia 2021-10	Lower Mainland	Rest of Province	Male	Female	18 to 34	35 to 54	55 plus
Question - Which statement do you agree with most: [ROTATE]	Total	Unwgt N	792	436	356	429	363	131	249	412
		Wgt N	793	503	289	384	409	212	264	316
	I'd be more likely to support a provincial government in British Columbia if it set out a big and important nature conservation goal, like this: we should protect and conserve 30 per cent of British Columbia's lands and waters by 2030, up from the current 15%	%	70.4	71.1	69.1	61.9	78.3	80.2	65.0	68.3
	I don't support setting big nature conservation goals like that because I feel that other priorities are more important	%	20.3	19.9	21.0	27.6	13.5	11.5	24.7	22.5
	Unsure	%	9.3	9.1	9.8	10.6	8.2	8.4	10.3	9.2

			Region			Gender		Age		
			British Columbia 2021-10	Lower Mainland	Rest of Province	Male	Female	18 to 34	35 to 54	55 plus
Question - Which statement do you agree with most: [ROTATE]	Total	Unwgt N	793	435	358	428	365	131	249	413
		Wgt N	794	502	292	384	410	212	264	318
	In important wildlife areas, the British Columbia government should build wildlife overpasses or underpasses on roads, because this will greatly reduce dangerous wildlife-vehicle collisions by 80% or more; will pay for itself within 10 to 20 years; and allow people and animals to move more safely	%	84.4	84.1	84.9	82.3	86.3	85.4	83.4	84.5
	I don't support spending public funds to build highway overpasses for wildlife because I feel other priorities are more important	%	8.7	8.5	9.0	11.3	6.2	9.0	7.9	9.1
	Unsure	%	7.0	7.4	6.1	6.4	7.5	5.6	8.6	6.4

Nanos conducted an online random survey of 800 residents of British Columbia, 18 years of age or older, between October 13th and 25th, 2021. The margin of error this survey is ±3.5 percentage points, 19 times out of 20.



2021-1964B – Yellowstone to Yukon – British Columbia – STAT SHEET

			Region			Gender		Age		
			British Columbia 2021-10	Lower Mainland	Rest of Province	Male	Female	18 to 34	35 to 54	55 plus
Question - Which statement do you agree with most: [ROTATE]	Total	Unwgt N	794	435	359	428	366	130	251	413
		Wgt N	794	502	293	383	411	210	266	318
	I'd be more likely to support a provincial government in British Columbia if it worked with First Nations and local communities to create at least one major new provincial park or protected wilderness during its current term	%	74.5	73.8	75.5	67.6	80.8	80.8	69.1	74.7
	I don't support creating a new provincial park or protected wilderness because resource development is more important	%	13.0	14.2	10.9	16.4	9.8	9.4	15.8	13.0
	Unsure	%	12.5	11.9	13.6	16.0	9.4	9.8	15.1	12.2

			Region			Gender		Age		
			British Columbia 2021-10	Lower Mainland	Rest of Province	Male	Female	18 to 34	35 to 54	55 plus
Question - Which statement do you agree with most: [ROTATE]	Total	Unwgt N	789	432	357	426	363	130	249	410
		Wgt N	789	499	291	382	407	210	264	315
	I'd be more likely to support a provincial government in British Columbia if it worked with First Nations and local communities to protect the remaining mountain Caribou habitat in this province	%	78.0	78.3	77.4	72.7	82.9	83.6	75.5	76.3
	I don't support protecting Caribou habitat because resource development is more important	%	8.3	8.4	8.1	12.6	4.3	6.2	8.3	9.7
	Unsure	%	13.7	13.3	14.5	14.7	12.8	10.2	16.2	14.0

Nanos conducted an online random survey of 800 residents of British Columbia, 18 years of age or older, between October 13th and 25th, 2021. The margin of error this survey is ±3.5 percentage points, 19 times out of 20.



2021-1964B – Yellowstone to Yukon – British Columbia – STAT SHEET

			Region			Gender		Age		
			British Columbia 2021-10	Lower Mainland	Rest of Province	Male	Female	18 to 34	35 to 54	55 plus
Question - Which statement do you agree with most: [ROTATE]	Total	Unwgt N	793	436	357	432	361	130	250	413
		Wgt N	792	501	291	387	405	210	265	317
	I'd be more likely to support a provincial government in British Columbia if it worked with First Nations and local communities to protect more of British Columbia's surviving old growth forest	%	73.7	73.7	73.8	67.0	80.2	83.5	67.9	72.2
	I don't support new restrictions of forestry development because resource development is more important	%	17.0	16.6	17.5	23.9	10.4	11.4	19.5	18.5
	Unsure	%	9.3	9.6	8.7	9.1	9.4	5.0	12.6	9.3

Nanos conducted an online random survey of 800 residents of British Columbia, 18 years of age or older, between October 13th and 25th, 2021. The margin of error this survey is ±3.5 percentage points, 19 times out of 20.



2021-1964B – Yellowstone to Yukon – British Columbia – STAT SHEET – By Provincial Vote Profile

			Vote profile						
			British Columbia 2021-10	The BC NDP under John Horgan	The BC Liberals under their next leader	The BC Greens under Sonia Furstenau	Unsure	Prefer not to say	Other
Question - Generally speaking, would you say British Columbia as a province is currently heading in the right or the wrong direction?	Total	Unwgt N	800	361	236	97	42	25	39
		Wgt N	800	368	225	94	43	30	39
	Right direction	%	51.4	80.6	30.1	31.0	17.1		3.0
	Wrong direction	%	26.7	4.8	45.5	41.3	37.3		64.0
	Unsure	%	21.8	14.5	24.4	27.7	45.6		33.0

			Vote profile						
			British Columbia 2021-10	The BC NDP under John Horgan	The BC Liberals under their next leader	The BC Greens under Sonia Furstenau	Unsure	Prefer not to say	Other
Question - And which political party did you just vote for in the federal election held on September 20 th ?	Total	Unwgt N	794	358	236	97	41	25	37
		Wgt N	794	366	225	94	42	30	37
	The Liberal Party of Canada under Justin Trudeau	%	24.7	33.2	23.2	13.7	16.0		0.0
	The Conservative Party under Erin O'Toole	%	29.6	8.7	63.4	10.3	40.7		61.7
	The federal NDP under Jagmeet Singh	%	28.9	47.5	4.2	36.5	17.5		2.1
	The Green Party under Annamie Paul	%	5.5	3.8	0.4	28.5	2.2		0.0
	The People's Party under Maxime Bernier	%	3.8	0.5	4.9	1.9	1.9		32.6
	Didn't vote	%	4.9	4.5	1.8	8.0	17.9		2.1
	Prefer not to say	%	2.6	1.8	2.1	1.0	3.7		1.6

Nanos conducted an online random survey of 800 residents of British Columbia, 18 years of age or older, between October 13th and 25th, 2021. The margin of error this survey is ±3.5 percentage points, 19 times out of 20. *Columns with n values under 30 have been shaded.



2021-1964B – Yellowstone to Yukon – British Columbia – STAT SHEET – By Provincial Vote Profile

We're now going to ask you some questions about jobs and nature conservation within the context of the commitment by Canada, the U.S. and over 60 other countries to protect and conserve at least 30% of the Earth's land, seas and freshwater ecosystems by 2030.

		Vote profile							
			British Columbia 2021-10	The BC NDP under John Horgan	The BC Liberals under their next leader	The BC Greens under Sonia Furstenuau	Unsure	Prefer not to say	Other
Question - Of the following three statements, which one do you agree with most: [RANDOMIZE]	Total	Unwgt N	791	354	234	97	42	25	39
		Wgt N	793	363	224	94	43	30	39
	We don't need to choose between creating jobs and conserving nature. We need to do both in balance	%	74.4	78.5	73.8	62.7	81.5		68.6
	Economic development and job creation should be British Columbia's main focus	%	9.7	3.9	20.0	0.8	9.8		21.7
	Conserving our environment should be British Columbia's main focus	%	15.3	17.1	6.2	35.7	8.7		3.9
	Unsure	%	0.6	0.5	0.0	0.8	0.0		5.8

Nanos conducted an online random survey of 800 residents of British Columbia, 18 years of age or older, between October 13th and 25th, 2021. The margin of error this survey is ±3.5 percentage points, 19 times out of 20. *Columns with n values under 30 have been shaded.



2021-1964B – Yellowstone to Yukon – British Columbia – STAT SHEET – By Provincial Vote Profile

			Vote profile						
			British Columbia 2021-10	The BC NDP under John Horgan	The BC Liberals under their next leader	The BC Greens under Sonia Furstenau	Unsure	Prefer not to say	Other
Question - Which statement do you agree with most: [RANDOMIZE]	Total	Unwgt N	790	359	230	97	41	24	39
		Wgt N	792	367	221	94	42	29	39
	Protecting more of our nature and wilderness is one of the best ways Canada can contribute to fighting climate change	%	67.9	82.8	40.6	89.5	67.2		38.3
	I'm not persuaded that protecting nature and wilderness contributes to fighting climate change	%	14.3	9.6	24.4	5.6	13.1		24.6
	I believe other priorities are more important than fighting climate change	%	12.4	3.7	28.9	0.8	11.5		32.3
	Unsure	%	5.4	3.9	6.1	4.1	8.2		4.8

Nanos conducted an online random survey of 800 residents of British Columbia, 18 years of age or older, between October 13th and 25th, 2021. The margin of error this survey is ±3.5 percentage points, 19 times out of 20. *Columns with n values under 30 have been shaded.



2021-1964B – Yellowstone to Yukon – British Columbia – STAT SHEET – By Provincial Vote Profile

			Vote profile						
			British Columbia 2021-10	The BC NDP under John Horgan	The BC Liberals under their next leader	The BC Greens under Sonia Furstenuau	Unsure	Prefer not to say	Other
Question - Which statement do you agree with most: [RANDOMIZE]	Total	Unwgt N	796	360	233	97	42	25	39
		Wgt N	797	368	223	94	43	30	39
	I'd be more likely to support a provincial government in British Columbia if it balanced its job creation projects with some important new nature conservation initiatives	%	65.8	73.5	66.2	38.7	71.0		68.1
	I'd be more likely to support a provincial government in British Columbia if it focused more on resource development as its first priority	%	9.9	2.4	23.5	0.0	5.1		21.0
	I'd be more likely to support a provincial government in British Columbia if it focused more on conserving nature as its first priority	%	22.4	23.1	7.8	60.5	15.6		9.4
	Unsure	%	1.9	1.0	2.5	0.8	8.3		1.5

Nanos conducted an online random survey of 800 residents of British Columbia, 18 years of age or older, between October 13th and 25th, 2021. The margin of error this survey is ±3.5 percentage points, 19 times out of 20. *Columns with n values under 30 have been shaded.



2021-1964B – Yellowstone to Yukon – British Columbia – STAT SHEET – By Provincial Vote Profile

			Vote profile						
			British Columbia 2021-10	The BC NDP under John Horgan	The BC Liberals under their next leader	The BC Greens under Sonia Furstenuau	Unsure	Prefer not to say	Other
Question - Which statement do you agree with most: [ROTATE]	Total	Unwgt N	792	357	235	95	41	25	39
		Wgt N	793	365	224	92	42	30	39
	I'd be more likely to support a provincial government in British Columbia if it set out a big and important nature conservation goal, like this: we should protect and conserve 30 per cent of British Columbia's lands and waters by 2030, up from the current 15%	%	70.4	83.8	44.6	93.6	56.8		56.3
	I don't support setting big nature conservation goals like that because I feel that other priorities are more important	%	20.3	8.3	45.4	2.5	15.3		36.8
	Unsure	%	9.3	7.9	10.0	3.9	27.9		6.9

Nanos conducted an online random survey of 800 residents of British Columbia, 18 years of age or older, between October 13th and 25th, 2021. The margin of error this survey is ±3.5 percentage points, 19 times out of 20. *Columns with n values under 30 have been shaded.



2021-1964B – Yellowstone to Yukon – British Columbia – STAT SHEET – By Provincial Vote Profile

			Vote profile						
			British Columbia 2021-10	The BC NDP under John Horgan	The BC Liberals under their next leader	The BC Greens under Sonia Furstenuau	Unsure	Prefer not to say	Other
Question - Which statement do you agree with most: [ROTATE]	Total	Unwgt N	793	359	231	97	42	25	39
		Wgt N	794	367	221	94	43	30	39
	In important wildlife areas, the British Columbia government should build wildlife overpasses or underpasses on roads, because this will greatly reduce dangerous wildlife-vehicle collisions by 80% or more; will pay for itself within 10 to 20 years; and allow people and animals to move more safely	%	84.4	90.7	74.7	95.3	76.0		74.2
	I don't support spending public funds to build highway overpasses for wildlife because I feel other priorities are more important	%	8.7	5.2	15.8	3.2	9.3		15.7
	Unsure	%	7.0	4.1	9.4	1.5	14.7		10.1

Nanos conducted an online random survey of 800 residents of British Columbia, 18 years of age or older, between October 13th and 25th, 2021. The margin of error this survey is ±3.5 percentage points, 19 times out of 20. *Columns with n values under 30 have been shaded.



2021-1964B – Yellowstone to Yukon – British Columbia – STAT SHEET – By Provincial Vote Profile

			Vote profile						
			British Columbia 2021-10	The BC NDP under John Horgan	The BC Liberals under their next leader	The BC Greens under Sonia Furstenuau	Unsure	Prefer not to say	Other
Question - Which statement do you agree with most: [ROTATE]	Total	Unwgt N	794	357	235	96	42	25	39
		Wgt N	794	365	225	93	43	30	39
	I'd be more likely to support a provincial government in British Columbia if it worked with First Nations and local communities to create at least one major new provincial park or protected wilderness during its current term	%	74.5	86.4	55.0	87.8	65.7		58.3
	I don't support creating a new provincial park or protected wilderness because resource development is more important	%	13.0	5.6	28.0	0.0	13.9		26.2
	Unsure	%	12.5	8.1	17.0	12.2	20.4		15.5

Nanos conducted an online random survey of 800 residents of British Columbia, 18 years of age or older, between October 13th and 25th, 2021. The margin of error this survey is ±3.5 percentage points, 19 times out of 20. *Columns with n values under 30 have been shaded.



2021-1964B – Yellowstone to Yukon – British Columbia – STAT SHEET – By Provincial Vote Profile

		Vote profile							
			British Columbia 2021-10	The BC NDP under John Horgan	The BC Liberals under their next leader	The BC Greens under Sonia Furstenau	Unsure	Prefer not to say	Other
Question - Which statement do you agree with most: [ROTATE]	Total	Unwgt N	789	356	235	96	40	25	37
		Wgt N	789	365	223	93	41	30	38
	I'd be more likely to support a provincial government in British Columbia if it worked with First Nations and local communities to protect the remaining mountain Caribou habitat in this province	%	78.0	89.0	58.8	92.6	68.0		69.4
	I don't support protecting Caribou habitat because resource development is more important	%	8.3	3.8	17.6	0.9	3.3		14.9
	Unsure	%	13.7	7.2	23.7	6.5	28.7		15.7

Nanos conducted an online random survey of 800 residents of British Columbia, 18 years of age or older, between October 13th and 25th, 2021. The margin of error this survey is ±3.5 percentage points, 19 times out of 20. *Columns with n values under 30 have been shaded.



2021-1964B – Yellowstone to Yukon – British Columbia – STAT SHEET – By Provincial Vote Profile

		Vote profile							
			British Columbia 2021-10	The BC NDP under John Horgan	The BC Liberals under their next leader	The BC Greens under Sonia Furstenau	Unsure	Prefer not to say	Other
Question - Which statement do you agree with most: [ROTATE]	Total	Unwgt N	793	359	234	95	42	24	39
		Wgt N	792	367	223	91	43	29	39
	I'd be more likely to support a provincial government in British Columbia if it worked with First Nations and local communities to protect more of British Columbia's surviving old growth forest	%	73.7	88.4	45.8	92.3	69.3		65.0
	I don't support new restrictions of forestry development because resource development is more important	%	17.0	6.9	37.2	2.4	12.3		29.0
	Unsure	%	9.3	4.7	17.0	5.3	18.4		6.0

Nanos conducted an online random survey of 800 residents of British Columbia, 18 years of age or older, between October 13th and 25th, 2021. The margin of error this survey is ±3.5 percentage points, 19 times out of 20. *Columns with n values under 30 have been shaded.